






























Machine	Explode	Code	Description
CT330 - Polar G-Series Top loading Bottle Cooler - 935mm	1	AK096	Handle
CT330 - Polar G-Series Top loading Bottle Cooler - 935mm	2		Door
CT330 - Polar G-Series Top loading Bottle Cooler - 935mm	3		Wheel Support
CT330 - Polar G-Series Top loading Bottle Cooler - 935mm	4	AG257	Back Wheel
CT330 - Polar G-Series Top loading Bottle Cooler - 935mm	5	AK097	Condenser
CT330 - Polar G-Series Top loading Bottle Cooler - 935mm	6		Thermostat Box Cover
CT330 - Polar G-Series Top loading Bottle Cooler - 935mm	7	AB363	Thermostat
CT330 - Polar G-Series Top loading Bottle Cooler - 935mm	8		Thermostat Support
CT330 - Polar G-Series Top loading Bottle Cooler - 935mm	9		Thermostat Box
CT330 - Polar G-Series Top loading Bottle Cooler - 935mm	10	AC614	Sensor
CT330 - Polar G-Series Top loading Bottle Cooler - 935mm	11	AK128	Sensor Fixed Box
CT330 - Polar G-Series Top loading Bottle Cooler - 935mm	12		Unite Board
CT330 - Polar G-Series Top loading Bottle Cooler - 935mm	13		Air Flow Grille
CT330 - Polar G-Series Top loading Bottle Cooler - 935mm	14	AG014	Compressor (R600a)
CT330 - Polar G-Series Top loading Bottle Cooler - 935mm	15	AK076	Water Box
CT330 - Polar G-Series Top loading Bottle Cooler - 935mm	16		EU Plug
CT330 - Polar G-Series Top loading Bottle Cooler - 935mm	16	AG554	UK Plug
CT330 - Polar G-Series Top loading Bottle Cooler - 935mm	17		Body
CT330 - Polar G-Series Top loading Bottle Cooler - 935mm	18		Bottle Cap Box
CT330 - Polar G-Series Top loading Bottle Cooler - 935mm	18		Bottle Cap Box Cover
CT330 - Polar G-Series Top loading Bottle Cooler - 935mm	19		Right Ornament L=340
CT330 - Polar G-Series Top loading Bottle Cooler - 935mm	19		Right Ornament L=335
CT330 - Polar G-Series Top loading Bottle Cooler - 935mm	20		Ornament Clip
CT330 - Polar G-Series Top loading Bottle Cooler - 935mm	21		Bottle Opener
CT330 - Polar G-Series Top loading Bottle Cooler - 935mm	22		Back Ornament L=938
CT330 - Polar G-Series Top loading Bottle Cooler - 935mm	22		Back Ornament L=933
CT330 - Polar G-Series Top loading Bottle Cooler - 935mm	23	AJ506	Lock & Key
CT330 - Polar G-Series Top loading Bottle Cooler - 935mm	24		Lock Box
CT330 - Polar G-Series Top loading Bottle Cooler - 935mm	24		Lock Box Cover
CT330 - Polar G-Series Top loading Bottle Cooler - 935mm	25		Left Ornament L=340
CT330 - Polar G-Series Top loading Bottle Cooler - 935mm	25		Left Ornament L=335
CT330 - Polar G-Series Top loading Bottle Cooler - 935mm	26	AK098	Evaporator
CT330 - Polar G-Series Top loading Bottle Cooler - 935mm	27	AG253	Evaporator Fixer
CT330 - Polar G-Series Top loading Bottle Cooler - 935mm	28		Fan Support
CT330 - Polar G-Series Top loading Bottle Cooler - 935mm	29	AB339	Circle Fan
CT330 - Polar G-Series Top loading Bottle Cooler - 935mm	30		Basket Guard Grill
CT330 - Polar G-Series Top loading Bottle Cooler - 935mm	31		Air Conduct Board Left Support
CT330 - Polar G-Series Top loading Bottle Cooler - 935mm	32		Air Conduct Board Right Support
CT330 - Polar G-Series Top loading Bottle Cooler - 935mm	33		Air Conduct Board
CT330 - Polar G-Series Top loading Bottle Cooler - 935mm	33		Wind Guide Cover
CT330 - Polar G-Series Top loading Bottle Cooler - 935mm	33		Wind Guide Foam
CT330 - Polar G-Series Top loading Bottle Cooler - 935mm	34	AB120	Filter Drier
CT330 - Polar G-Series Top loading Bottle Cooler - 935mm	35	AK182	Water Pipe
CT330 - Polar G-Series Top loading Bottle Cooler - 935mm	36		Water Pipe Stifled
CT330 - Polar G-Series Top loading Bottle Cooler - 935mm	N/A	AJ162	Electrics for Compressor HPKD190A